

INTRODUCTION

The purpose of an Agility Trial is to test the ability of a dog to accomplish a series of obstacles whilst under the control of a handler. Whilst speed of the dog is to be desired, steadiness of work is tantamount to a faultless performance of the course.

CLASSES

QUALIFICATION'S AGILITY DOG TEST, for dogs registered with the R.A.S.K.C. of any breed and of either sex and are 12 months of age or over.

AGILITY DOG EXCELLENT TEST, a prestige event to be held once a year at the R.A.S.K.C. Spring Fair, for dogs which have been awarded the title of A.D.

No Agility Test shall be conducted unless there are at least four bona fide exhibits and at least four different owners.

TITLES

The Control will receive applications for the use of the letters "A.D." after the name of each dog which shall be certificated by at least 2 different judges to have completed 3 tests with clear rounds and have been placed 1st, 2nd or 3rd; and for "A.D.X.", under similar application, may be used for the dog which has been placed 1st at an Agility Dog Excellent Test.

Applications for all Titles will be accompanied by the prescribed fee and, upon approval, a Certificate will be issued to the applicant authorising the use of the letters concerned.

DECISIONS

Decisions of the Committee of the Affiliate conducting an Agility Test shall be subject to appeal to the Control.

The Rules of the Control shall apply to all Agility Tests and to any Affiliate conducting the Test and in the event of any inconsistency the Rules of the Control shall prevail.

RINGS

The ring shall be of square or rectangular shape, no side being less than 15 metres or more than 20 metres.

A second rope may be erected outside the ring at a sufficient distance to keep spectators further away from the event and thus afford a better view.

## EQUIPMENT

All ring equipment necessary for the proper conduct of a test shall be provided by the Affiliate conducting the test.

The Judge must inspect and approve all equipment used by the Affiliate and the Handlers in the test and ensure that it complies with the Rules.

A properly compiled and separate judging Chart shall be provided for the Judge officiating at a test. Each Chart shall be signed by the Judge who must personally indicate the points on the Chart at the conclusion of each test.

All dogs shall have a slip or fixed collar which must remain on the dog at all times. No spiked collars shall be permitted.

A stop watch and an audible signalling device is needed by the judge.

The Bar, Broad and High jumps mentioned in the following equipment are those as used in Obedience Trials. It may be a minimum of 1200 mm wide.

All equipment may be made of any suitable materials, but be of sturdy construction.

1. TRIPLE JUMP. A Bar, High and Bar jump in that order set 2700 mm. apart and 400 mm high for small dogs and 700 mm for large dogs.

2. SPREAD HURDLES. 3 Bar jumps in gradually increasing heights set at 200 mm, 300 mm, and 400 mm for small dogs; and 400 mm, 550 mm and 700 mm for large dogs. The total width of the obstacle to be 700 mm for small dogs and 1250 mm for large dogs.

3. TYRE. A suitable tyre with the inside diameter of 400 mm. For small dogs the height from the ground to the inside rim to be 400 mm and for large dogs 700 mm. It is to be set in a squared frame that is movable up and down and the tyre held by a pin through the frame to the tyre.

4. BROAD JUMP. Small dogs length to be 800 mm and large dogs to be 1400 mm.

5. DOG WALK. To be set 1200 mm off the ground, walk width 250 mm. The 3 planks making up the walk to be 2½ metres long with non-slip cleats set 250 mm apart on the up and down planks. An area on the up and down planks of 500 mm from the ground to be painted entirely in bright yellow.

6. SCRAMBLE. Length of obstacle along the ground to be 3½ metres. Length of up and down planks to be 2½ metres. Minimum width of obstacle to be 900 mm and the obstacle to be covered with a non-slip surface and cleats which are approximately 250 mm apart.

7. TUNNEL. The entrance to be a 44 gallon drum, with the top and bottom removed and the rim deburred. 2 straps to be welded to the drum to anchor it to the ground. The length of the cloth to be 4 metres and of a suitable material. The tunnel is to be straight.

8. WEAVING FLAGS. There are 8 of these and set in the ground 550 mm to 650 mm apart, and a minimum height of 1500 mm in a straight line.

9. TABLE. This is to be approximately 1 metre square, the small table to be 400 mm high and the large 700 mm high, covered with a non skid surface.

The maximum deviation from the specified measurements of equipment shall not exceed 10%.

All equipment to be painted so that it is easily visible to the dog.

#### EXHIBITS

All entries are to be made in advance in a similar fashion as that for Obedience Trials. The height of the dog at the withers shall be specified on the entry form in order that the cataloguer can arrange dogs under 450mm at the withers be placed in one section and those of 450 mm and over be placed in the other.

#### Bitches in Oestrus -

Bitches in oestrus are not permitted to participate in tests nor to remain in precincts of a test.

#### Entry Number -

The handler will be provided with the dog's catalogue number which will be worn where it can clearly be seen.

A dog may be withdrawn during judging with the consent of the judge

It is at the judge's discretion to decide if a dog is not physically able to continue the course and he may order the immediate withdrawal of such an exhibit.

Before judging commences, handlers may walk the course without their dogs.

#### EXHIBITORS AND HANDLERS

#### Commands -

A person working a dog may speak, whistle and use hand signals as he may deem fit, but he may be called to order by the judge for making unnecessary noise or for any disorderly conduct. A handler may give any number of commands, without physical assistance to the dog during the event. It is the judge's decision as when a refusal to take an obstacle has occurred and to mark accordingly.

Entering the Ring -

On the steward's call of the dog's catalogue number, the handler will enter the ring with the dog on lead and stand in the vicinity of the table where the lead will be removed and handed to a steward.

Food -

No food will be taken into the ring.

Handler receiving Orders -

The handler must wait for the judge to give the various orders. Failure to comply with this rule may incur a penalty.

Misbehaviour -

If before starting, in between, or after completion of any exercise, the dog or handler is guilty of any breach of the Test Rules, or other misbehaviour, a penalty may be incurred.

Reprimands -

Reprimands must not under any circumstances be used in the ring. A 'reprimand' means either verbal or physical and may incur a penalty up to disqualification.

JUDGING PROCEDURES

Certificates -

A certificate, signed by the judge, will be available to each exhibit which has been placed 1st, 2nd or 3rd with a clear round.

Calls -

Any handler whose dog has passed the inspection and does not answer the Ring Stewards 3rd call will be marked "Absent".

Starting and Finishing -

Prior to the start of each test the judge will ask the handler "Are you ready?" All judging will finish when the judge orders "Test finished", except for Penalty for Misbehaviour.

Judge and Stewards -

There shall be one R.A.S.K.C. Judge of at least Open Obedience Level and two stewards; one ring steward and one assembly steward.

DESCRIPTION OF TEST

A time limit of 1 minute 30 seconds is allocated for a dog to complete the course. An audible signalling device to be sounded if a dog exceeds the time limit, and the dog is to retire immediately from the ring.

5.

To obtain a clear round a dog must complete the course in less than 1 minute 30 seconds in the following manner;

1. It must clear the Triple Jump, Spread Hurdles and the Broad Jump.
2. It must go through the Tunnel from the drum end and reappear at the other end.
3. It must clearly negotiate the Scramble by climbing up and by climbing or jumping down.
4. It must go up the ramp of the Dog Walk, placing at least one foot in the yellow section, negotiate the top section and then descend the down plank placing one foot in the yellow section, before getting off.
5. It must weave in and out of every Weaving Flag.
6. It must land cleanly on the Table and stay in any position for 5 seconds until the judge or steward indicate to continue the course.
7. It must jump or scramble through the Tyre.

In order that no event becomes stereotyped, and in order to test both the dog's agility and handler control, each individual affiliate conducting the Test should decide the order of the obstacles. Some examples are included.

The basic course is to be a start from the Table, complete the first 3, 4, or 5 obstacles, back to the Table and stay for 5 seconds, then the other remaining obstacles (5, 4 or 3) and back to the Table to finish. The course and obstacles to be completed in the pre-arranged numbered order.

Obstacles are to be numbered from 1 to 8, with no number for the Table.

Every obstacle must be attempted in the correct order.

The distance between the end of one obstacle and the start of the next to be approximately 4 metres.

The test will be divided into two sections. One section to be for dogs under 450 mm in height at the withers, with adjustable obstacles set at 400 mm high; and the other section to be for dogs 450 mm and over, with the same obstacles set at 700 mm.

If small dogs compete before large dogs (or vice versa) then in the event of a run off, this order may be reversed to alleviate one change of heights of the jumps.

Owing to noise generated by audience participation and dog excitability, it is recommended that an Affiliate holding an Agility Test suspend other rings for the duration of the event. Hence all dogs will be available for, and can compete in the shortest possible time.

## ORDERS FROM THE JUDGE:

"Are you ready", "Get Set", "Go", given the first time the dog is on the table. The second time the dog is on the table a single command "Go" is to be given. Finally "Test Finished".

## MARKING

Marking will be on a fault basis. In the event of 2 or more dogs having a clear round in either section, there will be a run-off against the clock.

## 5 Faults -

5 faults will be deducted if:

- (a) one or two Weaving Flags are missed.
- (b) a dog leaves the Table before 5 seconds is indicated by the judge or steward.
- (c) any jumps are dislodged in the Triple Jump.
- (d) one of the dog's feet does not touch the yellow section of both the 'up' and 'down' planks of the dog walk.
- (e) a dog fouls the ring.

## 10 Faults -

10 faults will be deducted if:

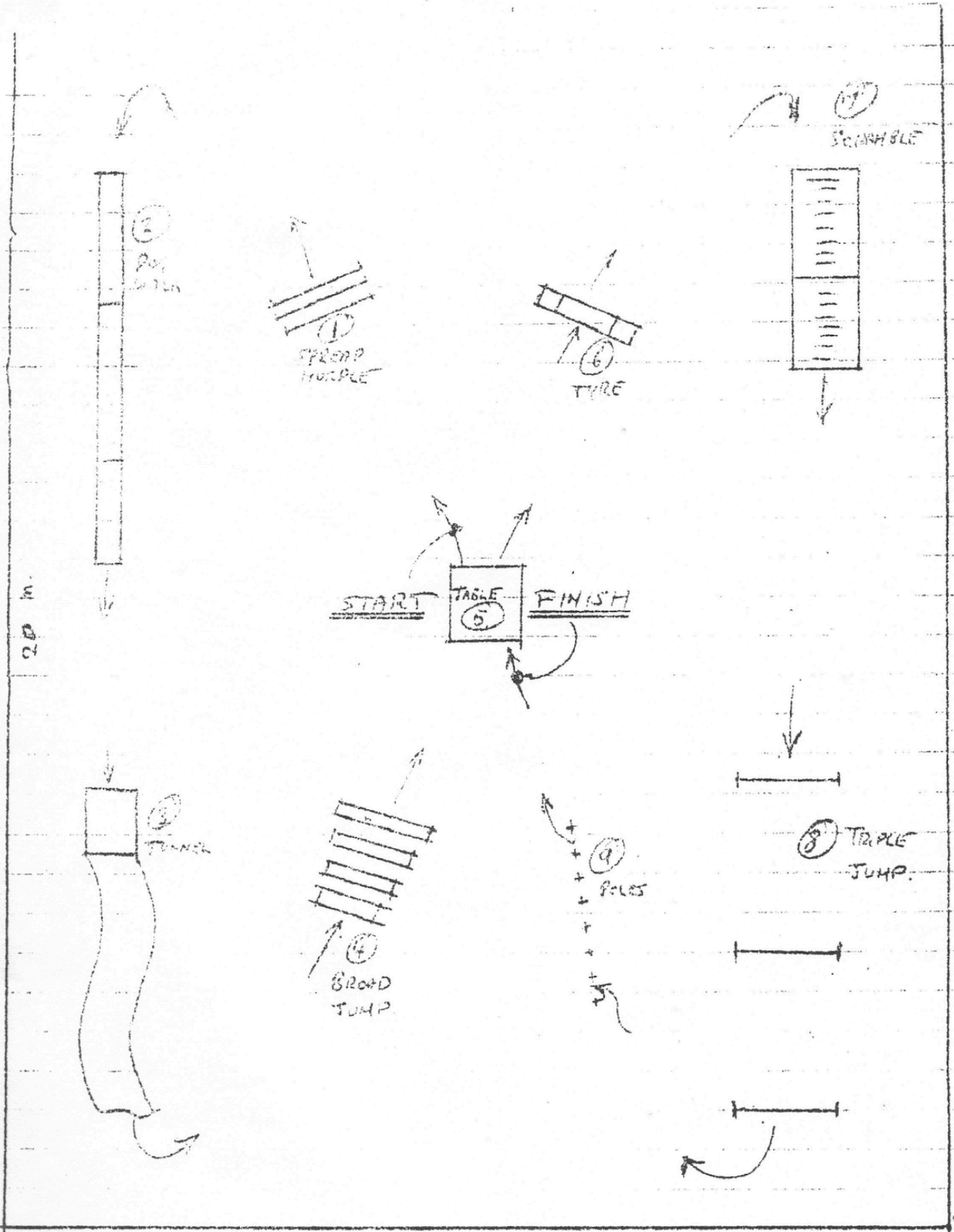
- (a) a dog skids off the Table.
- (b) any refusal of obstacle, (refusal may be a refusal to complete an obstacle).
- (c) a missed or incompleting obstacle.
- (d) 3 or more Weaving Flags are missed.

In all cases of 10 faults the dog must reattempt the obstacle.

## Disqualification -

A dog will be disqualified if:

- (a) it exceeds 1 minute 30 seconds for the course.
- (b) it refuses one obstacle 3 times.
- (c) a handler physically handles his dog to assist it with an obstacle.

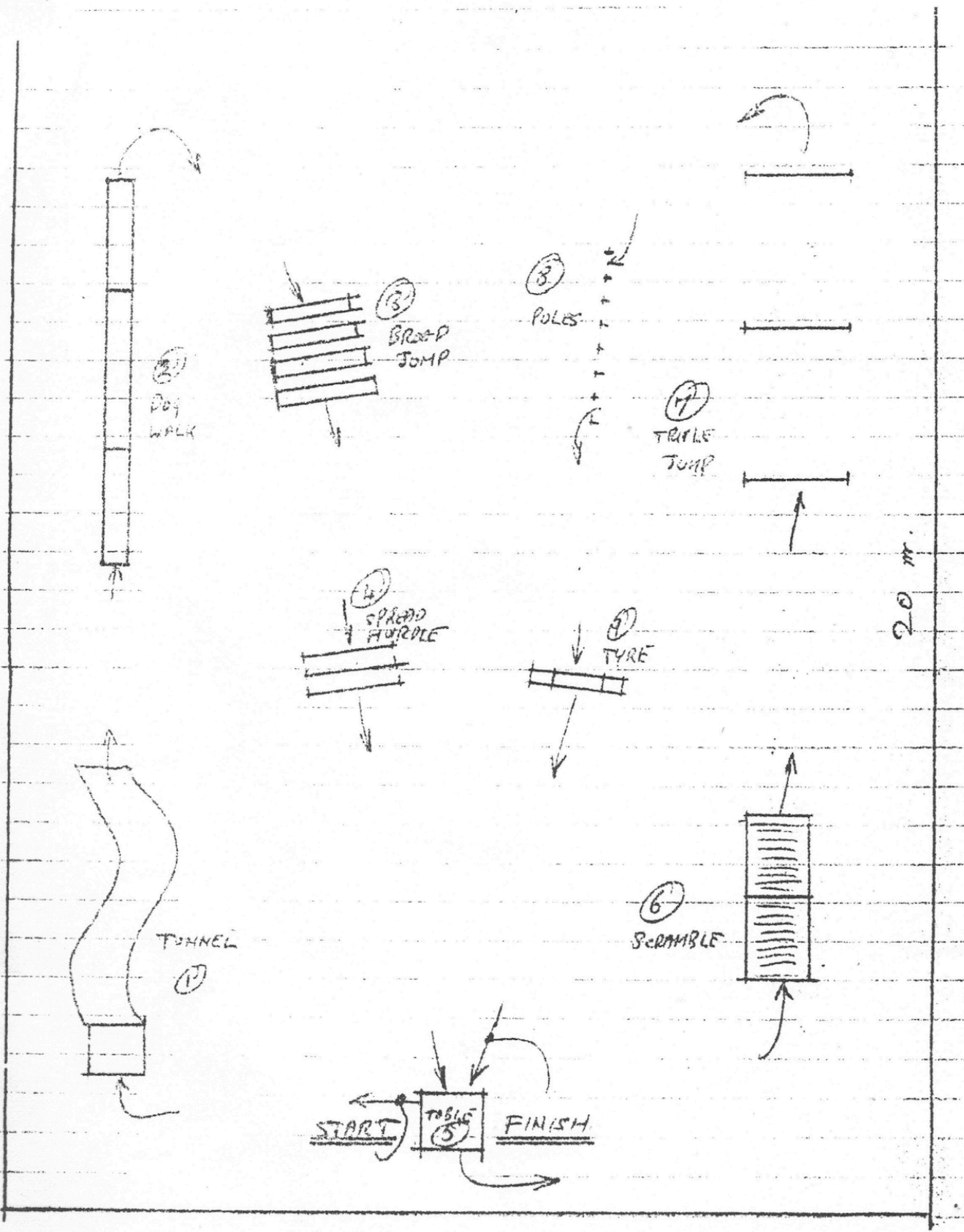


20 m

15 m

LAY OUT (P)

ON 20 x 15 m AREA.



15 m

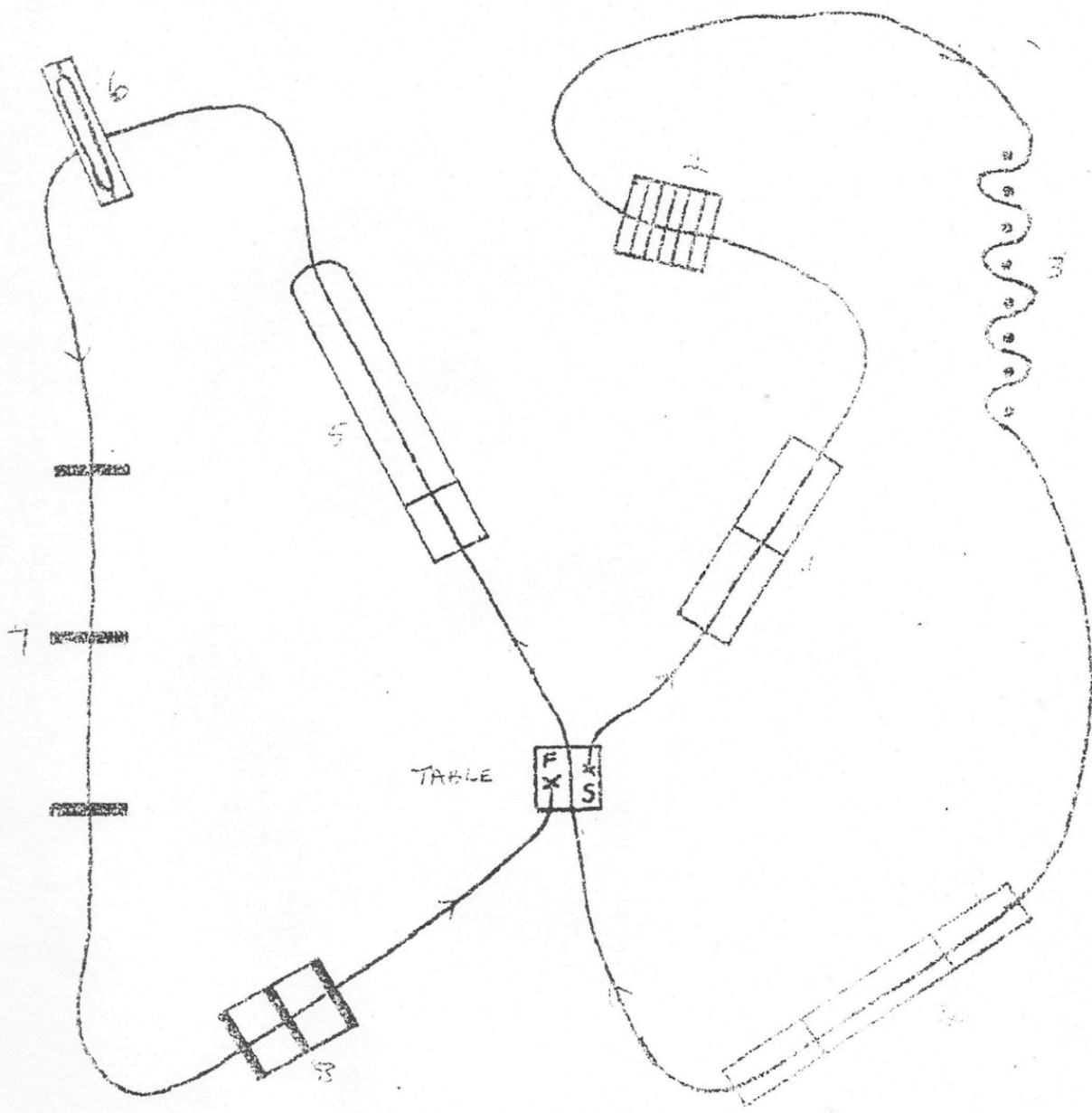
20 m.

LAY OUT (2)

ON 20 x 15 m. AREA.



Ring Size : 20 metres x 20 metres.



- Table (start).
- 1 Dog Scramble.
- 2 Broad Jump.
- 3 Weaving Posts.
- 4 Dog Walk.
- Table (5 sec. stay).
- 5 Tunnel.
- 6 Tiger.
- 7 Triple Jump.
- 8 Sp. wood hurdle.
- Table (finish).

Obstacles not necessarily drawn to scale.

Ring Size : 15 metres x 15 metres.

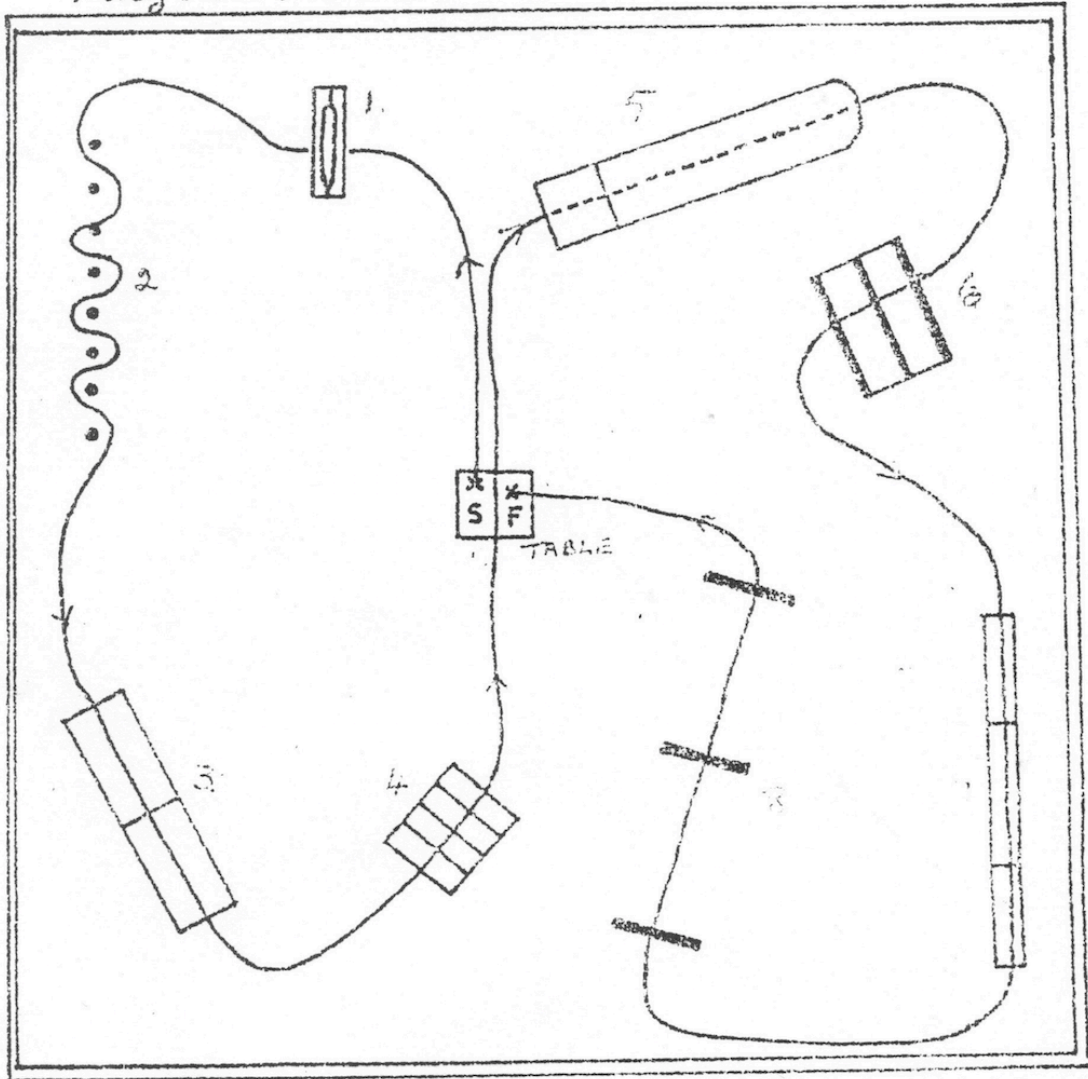


Table (start).

- 1 Tyre.
- 2 Weaving Posts.
- 3 Dog Scramble.
- 4 Broad jump.

Table (5 sec. stay).

5 Tunnel.

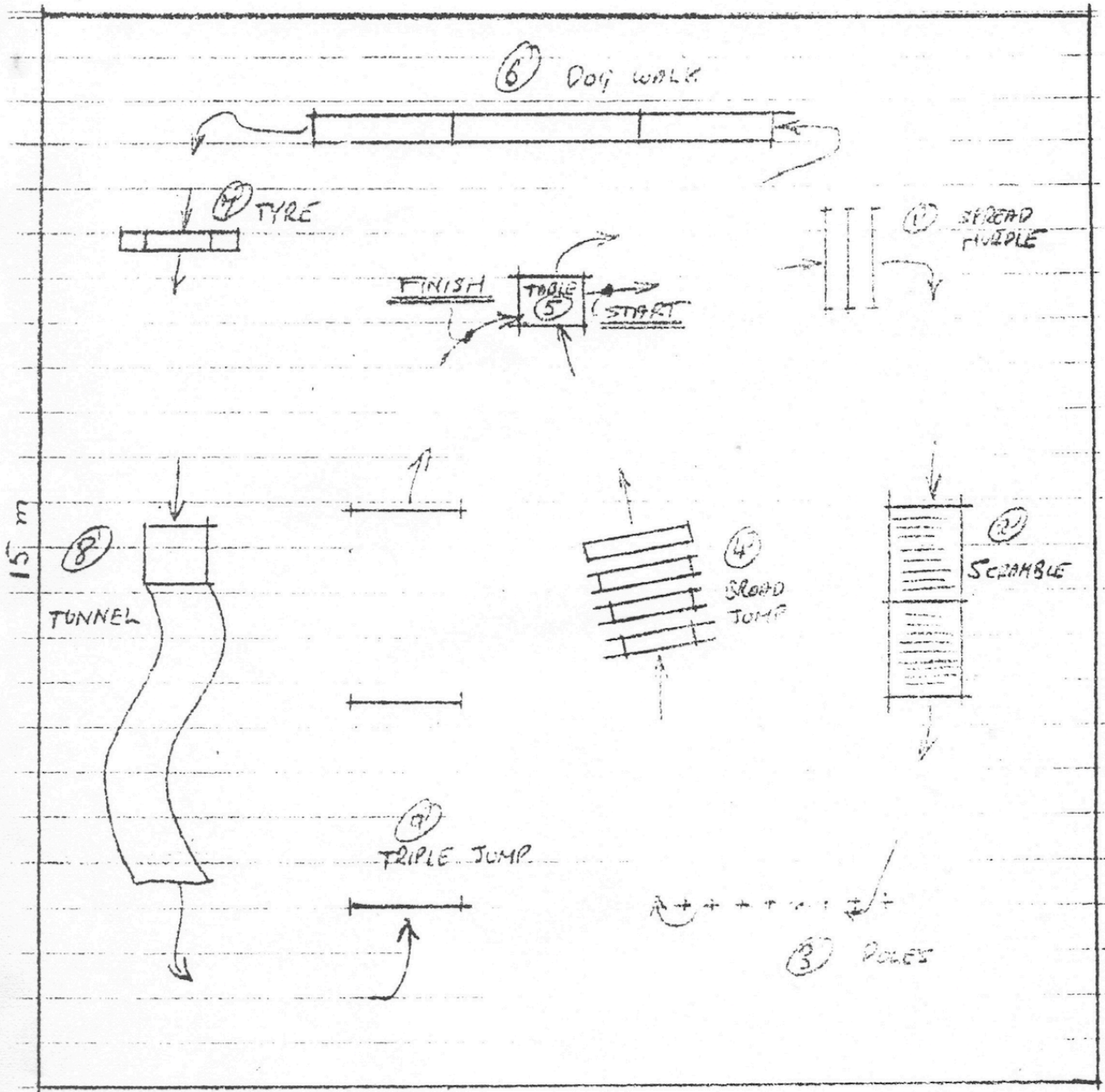
6 Spread Bundle.

7 Dog Walk.

8 Triple jump.

Table (finish).

Obstacles not necessarily drawn to scale.

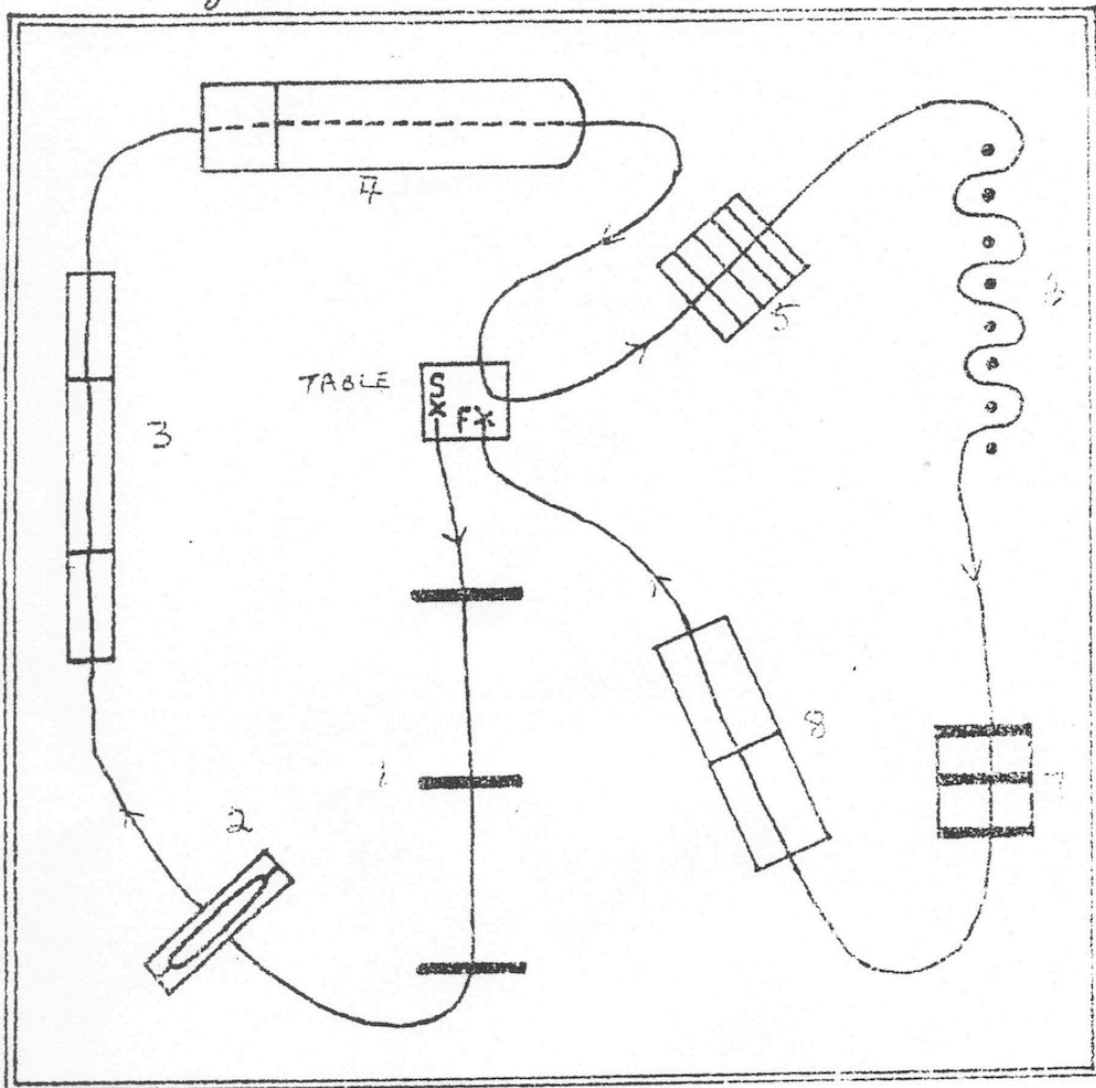


15 m

LAYOUT ③

ON 15 x 15 m AREA

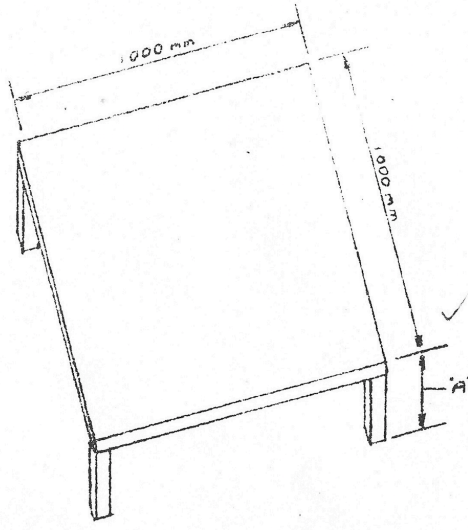
Ring Size : 15 metres x 15 metres.



- |                      |                  |
|----------------------|------------------|
| Table (start).       | 5 Bread jump.    |
| 1 Triple jump.       | 6 Weaving Posts. |
| 2 Tyre.              | 7 Spread Bundle. |
| 3 Dog Walk.          | 8 Dog Scramble.  |
| 4 Tunnel.            | Table (finish).  |
| Table (5 sec. stay). |                  |

Obstacles not necessarily drawn to scale.

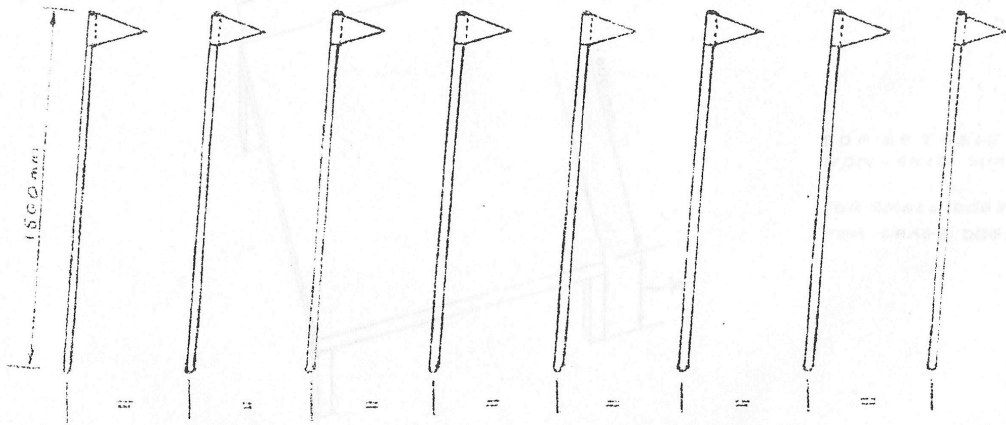
### DOG TABLE



TOP OF TABLE TO BE  
NON-SKID SURFACE

FOR SMALL DOGS "A" = 400 mm  
FOR LARGE DOGS "A" = 700 mm

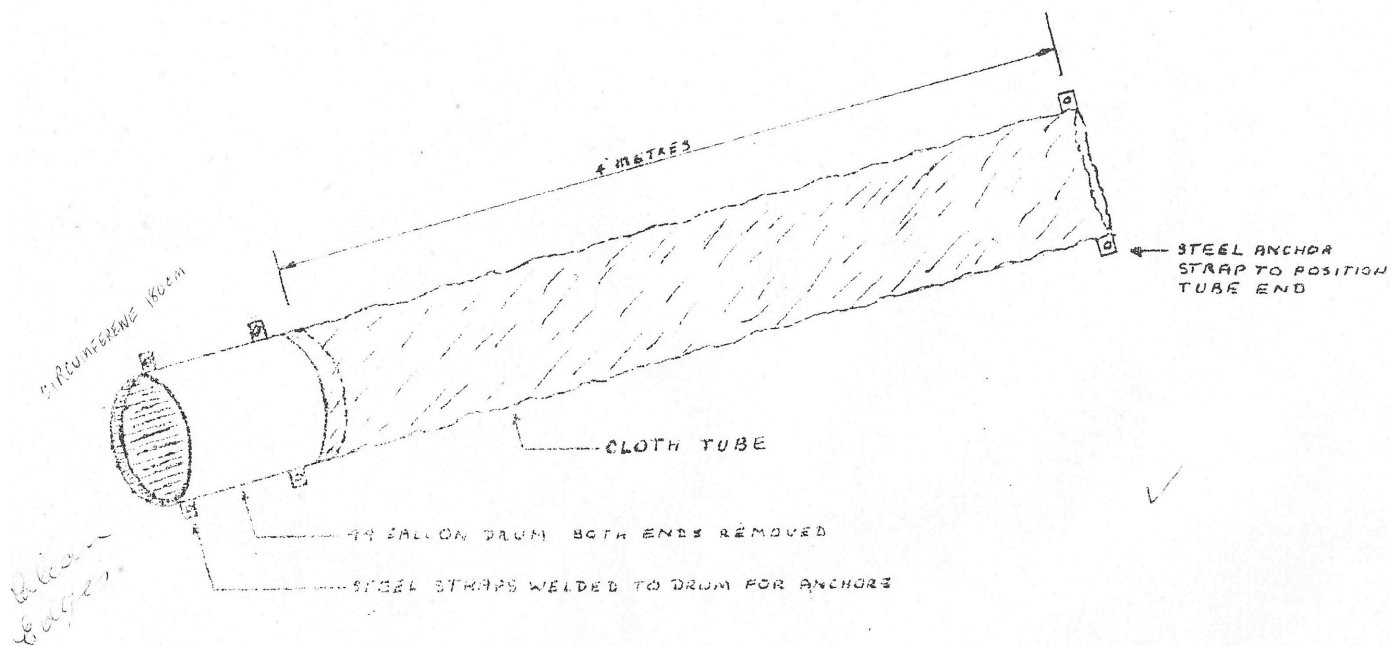
### "WEAVING FLAGS"



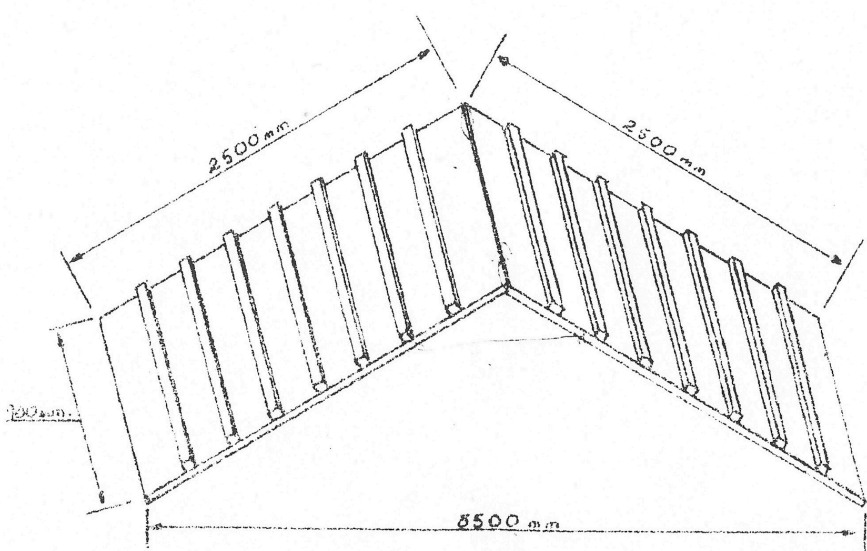
FLAGS ARE SPACED AT 600 mm ± 50 mm IN A STRAIGHT LINE

*Stands*

"TUNNEL"

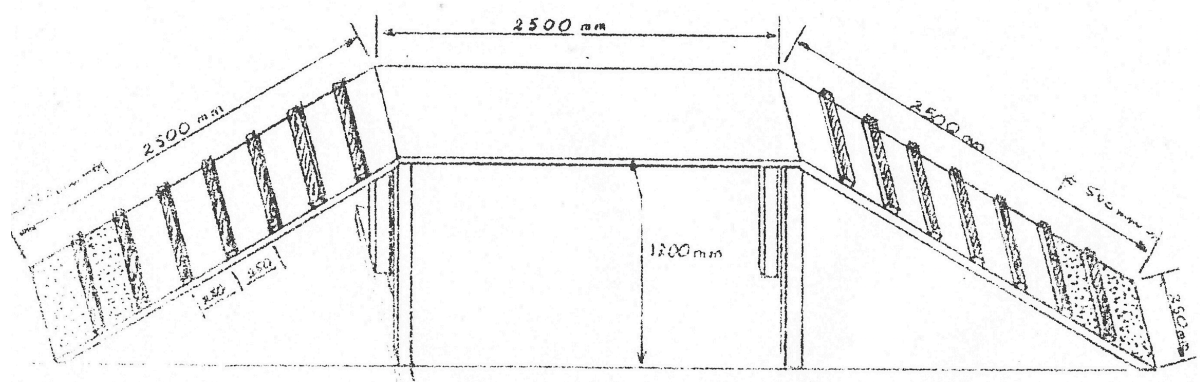


"DOG SCRAMBLE"

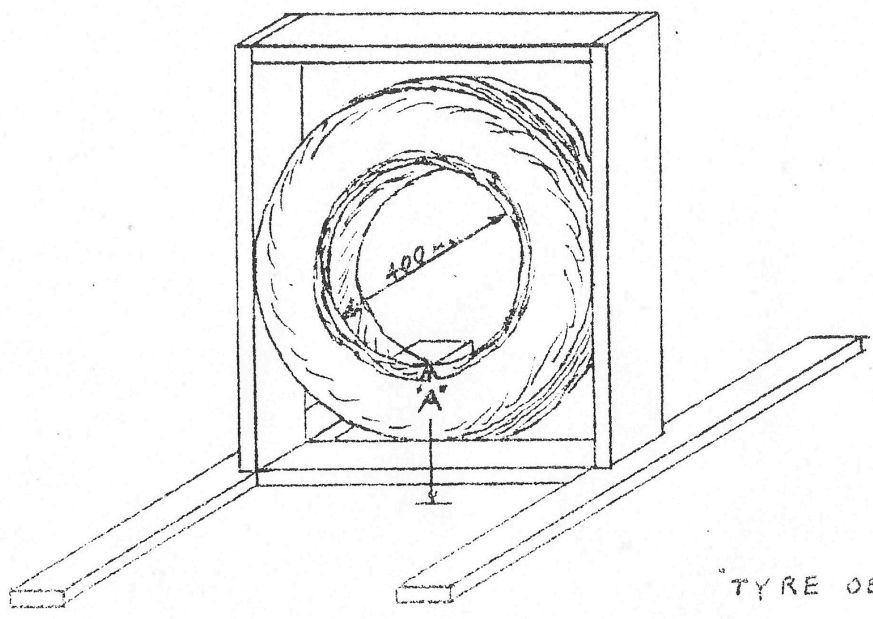


ALL SURFACES USED BY DOGS ARE TO BE COATED WITH NON-SKID MATERIAL.  
 THE CLEATS SUGGESTED SIZE IS 50mm X 25mm DAA  
 THE CLEAT SPACING SHOULD BE 250mm CENTRES

"DOE WALK"

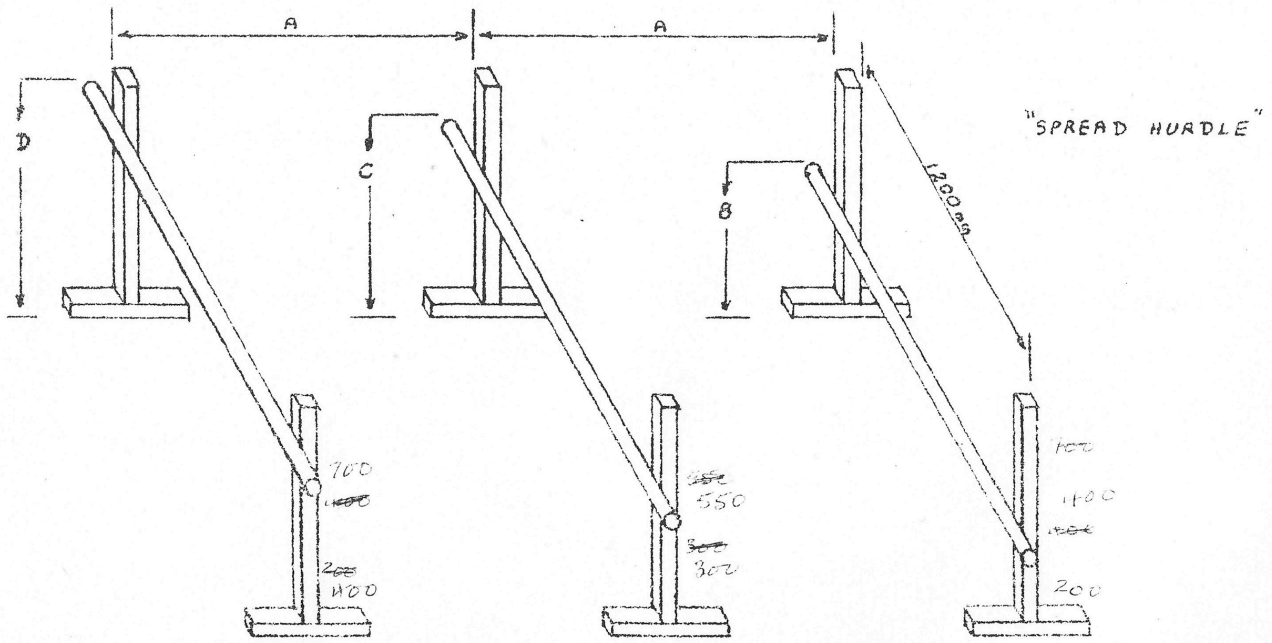


ALL SURFACES USED BY THE DOGS ARE TO BE COATED WITH NON-SKID MATERIAL  
 THE SHADED AREAS ON THE RAMPS ARE TO BE PAINTED BRIGHT YELLOW 300mm x 100mm  
 THE SUGGESTED SIZE FOR THE CLEATS IS 60mm x 25mm DIA, SPACED AT 250mm CENTRES

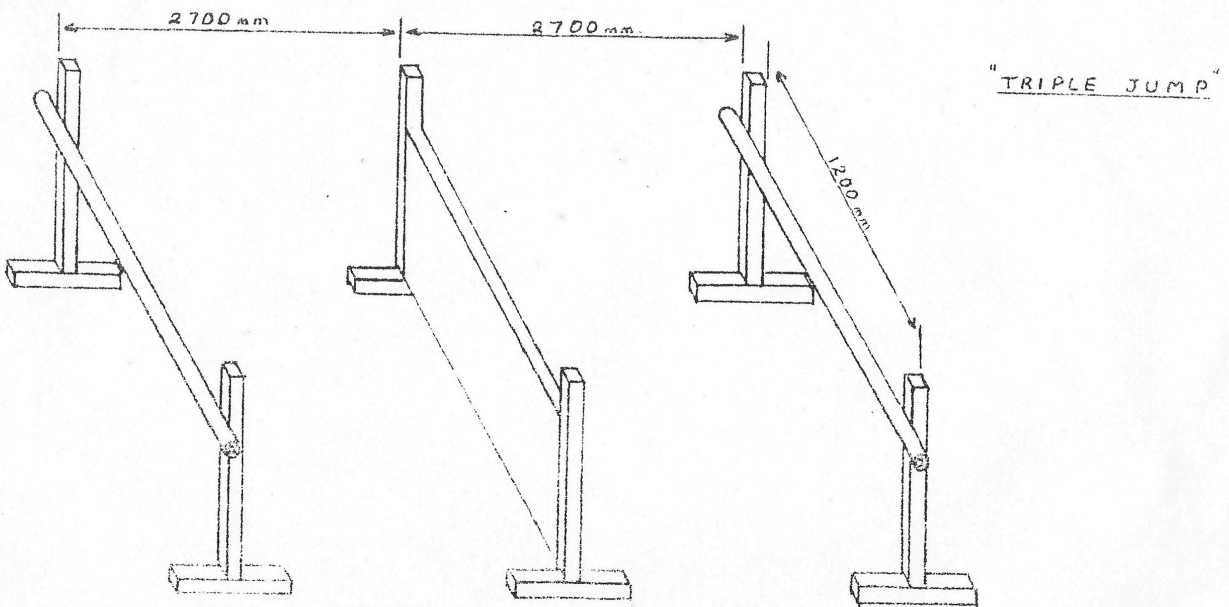


"TYRE OBSTACLE"

| DOE SIZE | "A" mm |
|----------|--------|
| LARGE    | 700    |
| SMALL    | 400    |



| DOG SIZE | A mm | B mm | C mm | D mm |
|----------|------|------|------|------|
| LARGE    | 625  | 400  | 550  | 700  |
| SMALL    | 350  | 200  | 300  | 400  |



HEIGHT OF BAR AND SOLID JUMPS  
 SMALL DOGS = 400 mm LARGE DOGS = 700 mm